


Imraldi™ Pre-Filled Syringe

Quick Use Guide

This quick use guide is a shortened version of the patient information leaflet. These instructions are supplied as a guide only. **Please read the full patient information leaflet before you use your syringe for the first time.²**

1

 Do not remove the cap just yet!




1 | WASH HANDS & GATHER SUPPLIES

- ▶ Wash your hands, and place the syringe and alcohol pad for disinfection on a clean, dry surface.

2

 Do not remove the cap just yet!

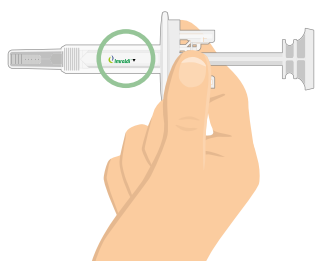


2 | BRING MEDICATION TO ROOM TEMPERATURE

- ▶ Wait 15-30 minutes for your pre-filled syringe to reach room temperature, which helps reduce your pain during injection.

3

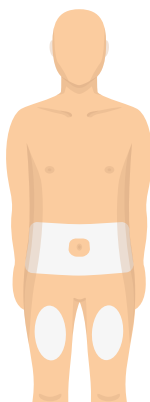
 Do not remove the cap just yet!



3 | INSPECT MEDICINE & EXPIRATION DATE

- ▶ If your medication is not clear, not free of particles, or is expired, do not use it.
 - ✓ No Particles
 - ✓ Clear
 - ✓ Not Expired
- ▶ You may see 1 or more bubbles, and that is okay. There is no reason to remove it.

4



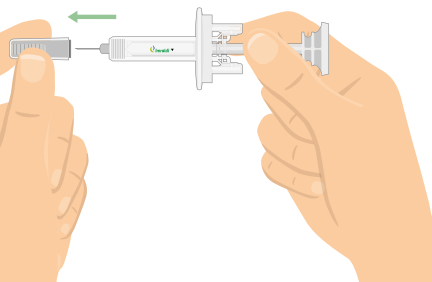
4 | CHOOSE INJECTION SITE & CLEAN SKIN

- ▶ Wash your hands again thoroughly.
- ▶ Choose an injection site on your body. A fatty area, such as your abdomen (except the area around the navel) or thighs are best.
- ▶ Avoid skin that is sore, bruised, scarred, scaly, or has red patches.
- ▶ Clean the injection site with alcohol pad, and let it dry.
- ▶ Do not touch the area again before the injection.

Imraldi™ Pre-Filled Syringe

Quick Use Guide (cont.)


5



5 | CAREFULLY PULL OFF THE NEEDLE CAP

- ▶ It is normal to see a few drops of liquid come out of the needle.
- ▶ If you do take off the cap before you are ready to inject, **do not put the needle cap back on.** This could bend or damage the needle. You might accidentally stick yourself or waste medication.

6



6 | PINCH SKIN AND INSERT NEEDLE

- ▶ Gently pinch your skin.
- ▶ Insert the needle all the way at about a 45- degree angle.

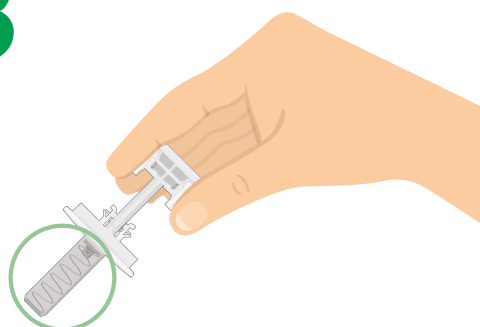
7



7 | PUSH PLUNGER SLOWLY ALL THE WAY DOWN

- ▶ Hold the syringe steady and press the plunger all the way down.
- ▶ Then lift your thumb to let the needle retract into the body of the syringe.

8



8 | REMOVE SYRINGE & DISPOSE AS DIRECTED

- ▶ You received your dose if...
 - ▷ Needle retracted
 - ▷ Plunger was pushed all the way down
 - ▷ No medicine leaked out (a small drop is okay)
- ▶ Pull the syringe away from your skin. Confirm that the needle has retracted and immediately throw away the used syringe in a special container as instructed by your doctor, nurse or pharmacist. If you are not sure you received the dose, contact your doctor, nurse, or pharmacist.

▼ This medicinal product is subject to additional monitoring. This will allow quick identification of new safety information. Healthcare professionals are asked to report any suspected adverse reactions.

Adverse events should be reported.

To report an adverse event please use the relevant telephone contact numbers you will find [here](#).
Alternatively, email: medinfo.europe@biogen.com

References:

1. Imraldi™ Patient Information Leaflet. https://www.ema.europa.eu/en/documents/product-information/Imraldi-epar-product-information_en.pdf. Accessed: March 2021.

België/Belgique/Belgien

Biogen Belgium NV/S.A
Tél/Tel: + 32 (0)2 808 5947

БЪЛГАРИЯ

Ewopharma AG Representative Office
TeA: + 359 249 176 81

Česká republika

Biogen (Czech Republic) s.r.o.
Tel: + 420 228 884 152

Danmark

Biogen (Denmark) A/S
Tlf: + 45 78 79 37 53

Deutschland

Biogen GmbH
Tel: + 49 (0)30 223 864 72

Eesti

Ewopharma AG Eesti filiaal
Tel: + 372 6 68 30 56

ΕΛΛΑΔΑ

Genesis Pharma S.A.
TΗA: + 30 211 176 8555

España

Biogen Spain, S.L.
Tel: + 34 931 790 519

France

Biogen France SAS
Tél: + 33 (0)1 776 968 14

Hrvatska

Ewopharma d.o.o
Tel: + 385 (0)1 777 64 37

Ireland

Biogen Idec (Ireland) Ltd.
Tel: +353 (0)1 513 33 33

Ísland

Icepharma hf.
Sími: + 354 800 9836

Italia

Biogen Italia s.r.l.
Tel: + 39 (0)6 899 70150

ΚΥΠΡΟΣ

Genesis Pharma (Cyprus) Ltd
TΗA: + 357 22 00 04 93

Latvija

Ewopharma AG pārstāvniecība
Tel: + 371 66 16 40 32

Lietuva

Ewopharma AG Atstovybė
Tel: +370 52 14 02 60

Luxembourg/Luxemburg

Biogen Belgium NV/SA
Tél/Tel: +35 227 772 038

Magyarország

Biogen Hungary Kft.
Tel: + 36 (0)6 1848 04 64

Malta

Pharma.MT Ltd
Tel: + 356 27 78 15 79

Nederland

Biogen Netherlands B.V.
Tel: + 31 (0)20 808 02 70

Norge

Biogen Norway AS
Tlf: + 47 21 93 95 87

Österreich

Biogen Austria GmbH
Tel: + 43 (0)1 267 51 42

Polska

Biogen Poland Sp. z o.o.
Tel.: + 48 22 116 86 94

Portugal

Biogen Portugal Sociedade Farmacêutica
Unipessoal, Lda
Tel: + 351 308 800 792

România

Ewopharma AG Representative Office
Tel: + 40 377 881 045

Slovenija

Biogen Pharma d.o.o.
Tel: + 386 (0)1 888 81 07

Slovenská republika

Biogen Slovakia s.r.o.
Tel: + 421 (0)2 333 257 10

Suomi/Finland

Biogen Finland Oy
Puh/Tel: + 358 (0)9 427 041 08

Sverige

Biogen Sweden AB
Tel: +46 (0)8 525 038 36

United Kingdom

Biogen Idec Limited
Tel: +44 (0)20 360 886 22